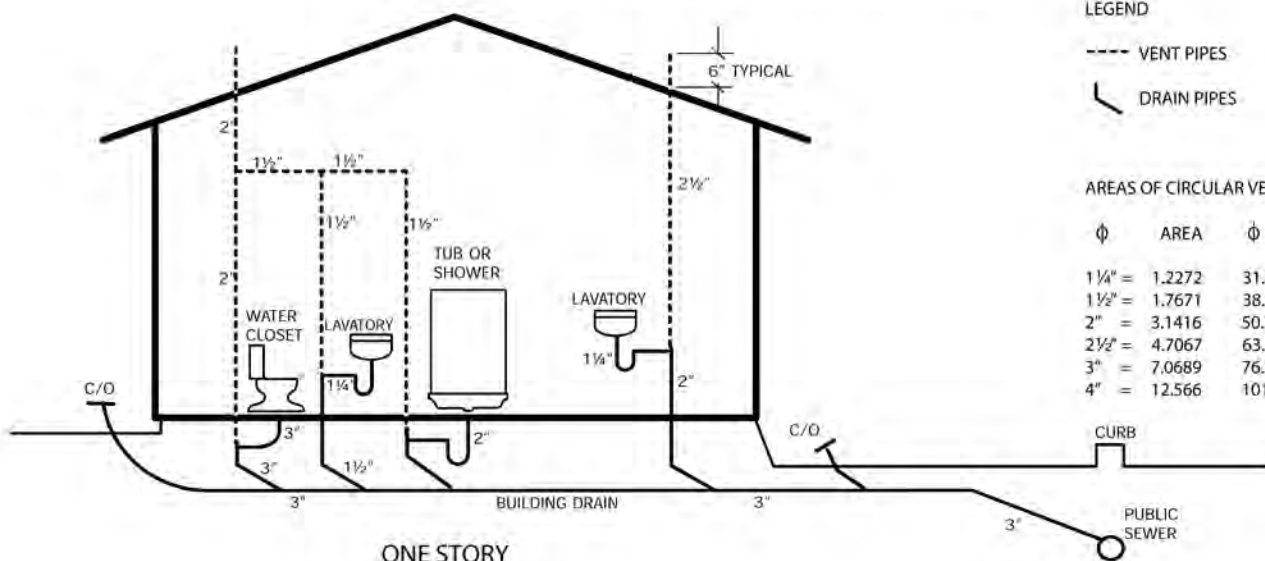




# Building and Safety Division - Public Information

County of Ventura • Resource Management Agency • [http://www.ventura.org/rma/build\\_safe](http://www.ventura.org/rma/build_safe)  
 Main Office • 800 S. Victoria Ave, Ventura, CA. 93009 • 805-654-2771  
 East County Office • 3855-F Alamo St., 2nd Fl. # 2019A, Simi Valley, CA 93065 • 805-582-8064

## RESIDENTIAL PLUMBING DETAILS



### LEGEND

- VENT PIPES
- DRAIN PIPES

### AREAS OF CIRCULAR VENTS:

Φ	AREA	Φ	METRIC
1 1/4"	= 1.2272	31.8mm	7791.7mm 2
1 1/2"	= 1.7671	38.1mm	1140.1mm 2
2"	= 3.1416	50.2mm	2026.8mm 2
2 1/2"	= 4.7067	63.5mm	3037.9mm 2
3"	= 7.0689	76.2mm	4560.6mm 2
4"	= 12.566	101.6mm	8107.1mm 2

ONE STORY

### NOTES:

THESE DIAGRAMS ARE FOR ILLUSTRATIVE PURPOSES ONLY AND SHOW TYPICAL PLUMBING LAYOUTS. ALL PLUMBING WORK MUST COMPLY WITH THE SPECIFIC REQUIREMENT OF THE UNIFORM PLUMBING CODE FOR EACH PARTICULAR INSTALLATION.

ALL WALLS CONTAINING PLUMBING TO BE 2 X 6 MIN.

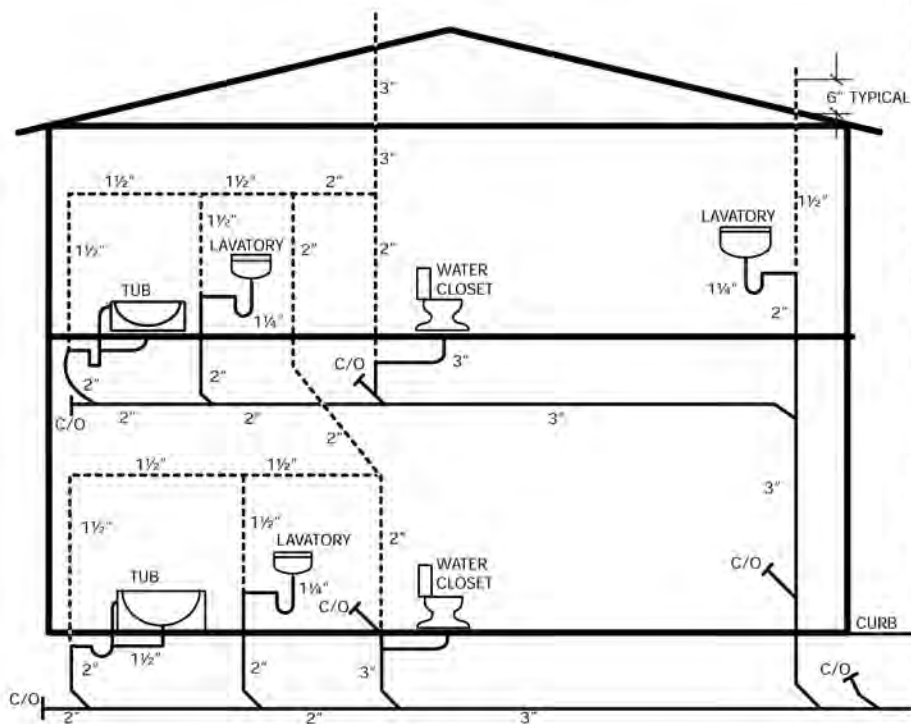
### HOLES, NOTCHES, SLOTS:

SEE SECTIONS CPC 2010313-0 AND 2010CBC 2308.9.10, 2308.9.11, 2308.10.4.2

1. EVERY PLUMBING FIXTURE SHALL HAVE A SEPARATE TRAP.
2. EACH TRAP SHALL BE VENTED. A HORIZONTAL VENT MUST EXTEND NOT LESS THAN SIX INCHES ABOVE THE OVERFLOW LEVEL OF THE FIXTURE IT SERVES AND SLOPE TOWARD DRAIN.
3. VENTS SHALL EXTEND NOT LESS THAN SIX INCHES ABOVE THE ROOF.
4. WASTE LINES SHALL HAVE A FALL OF NOT LESS THAN 1/4 INCH PER FOOT.
5. GALVANIZED PIPE AND DURHAM FITTINGS MAY BE USED IN WASTE LINES AND SHALL BE KEPT SIX INCHES ABOVE GROUND LEVEL.
6. CLEANOUTS (C/O) SHALL BE PROVIDED ON EVERY HORIZONTAL WASTE LINE AND AT EACH CHANGE IN DIRECTION OF FLOW EXCEEDING 135 DEGREES.
7. LONG SWEEP L'S SHALL BE USED AT THE BASE OF ALL VERTICAL WASTE LINES UNDER CONCRETE FLOORS.
8. COMBINATION Y AND 1/8 BEND WITH CLEANOUT SHALL BE USED AT THE BASE OF ALL VERTICAL WASTE LINES UNDER WOOD FLOORS.
9. WASTE LINE AND VENT OF EACH BUILDING SHALL BE NOT LESS THAN THREE INCHES, DEPENDING ON NUMBER OF FIXTURES SERVED. (OR EQUIVALENT AREA)

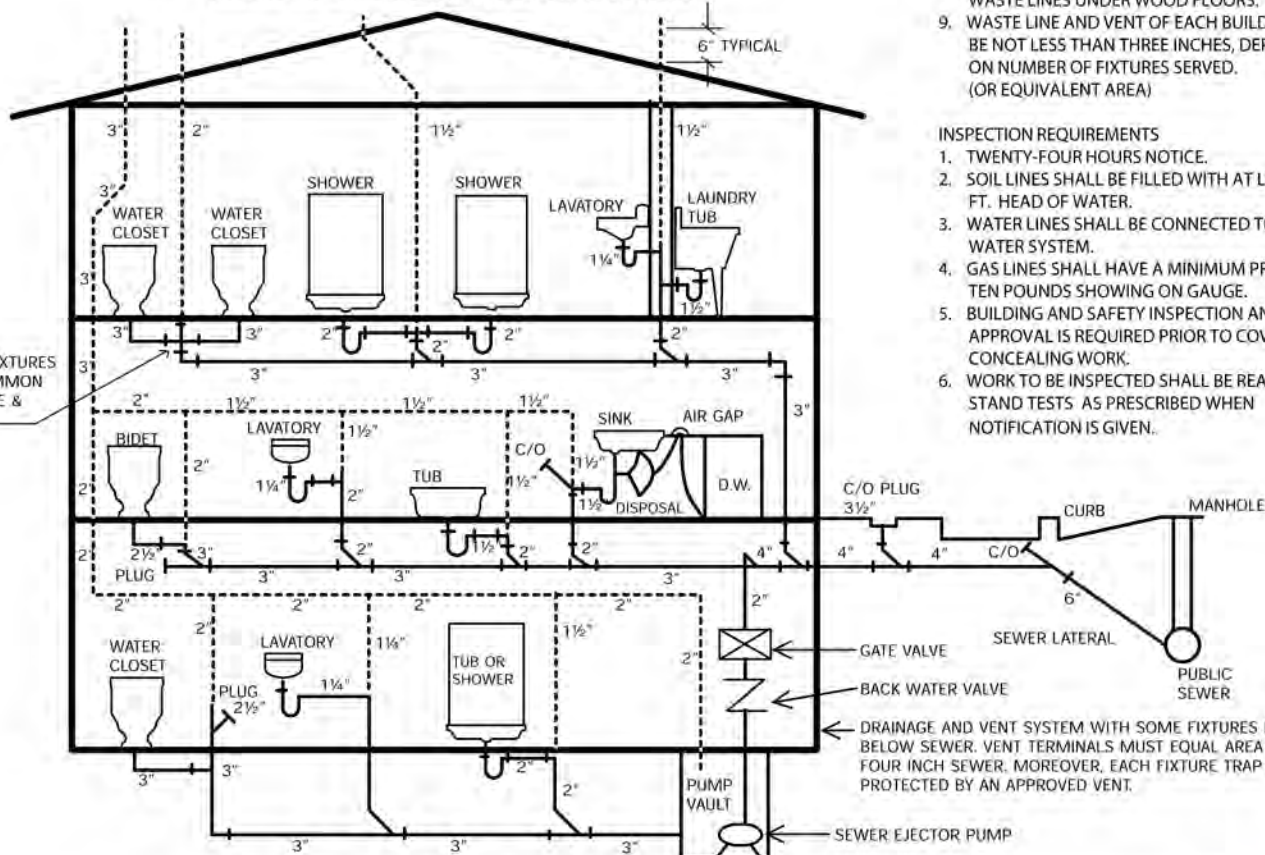
### INSPECTION REQUIREMENTS

1. TWENTY-FOUR HOURS NOTICE.
2. SOIL LINES SHALL BE FILLED WITH AT LEAST A TEN FT. HEAD OF WATER.
3. WATER LINES SHALL BE CONNECTED TO POTABLE WATER SYSTEM.
4. GAS LINES SHALL HAVE A MINIMUM PRESSURE OF TEN POUNDS SHOWING ON GAUGE.
5. BUILDING AND SAFETY INSPECTION AND APPROVAL IS REQUIRED PRIOR TO COVERING OR CONCEALING WORK.
6. WORK TO BE INSPECTED SHALL BE READY TO STAND TESTS AS PRESCRIBED WHEN NOTIFICATION IS GIVEN.



TWO STORY

DRAINAGE AND VENT SYSTEM WITH PUBLIC OR PRIVATE SEWER



TWO STORY WITH BASEMENT

FOR THREE STORY CONDITIONS: WASTE AND VENT LINES SHALL BE OF CAST IRON MATERIAL

BUILDING OFFICIAL

**STD.P-11**  
 FEBRUARY 2011